

8

7

6

5

4

3

2

1

F

F

E

E

D

D

C

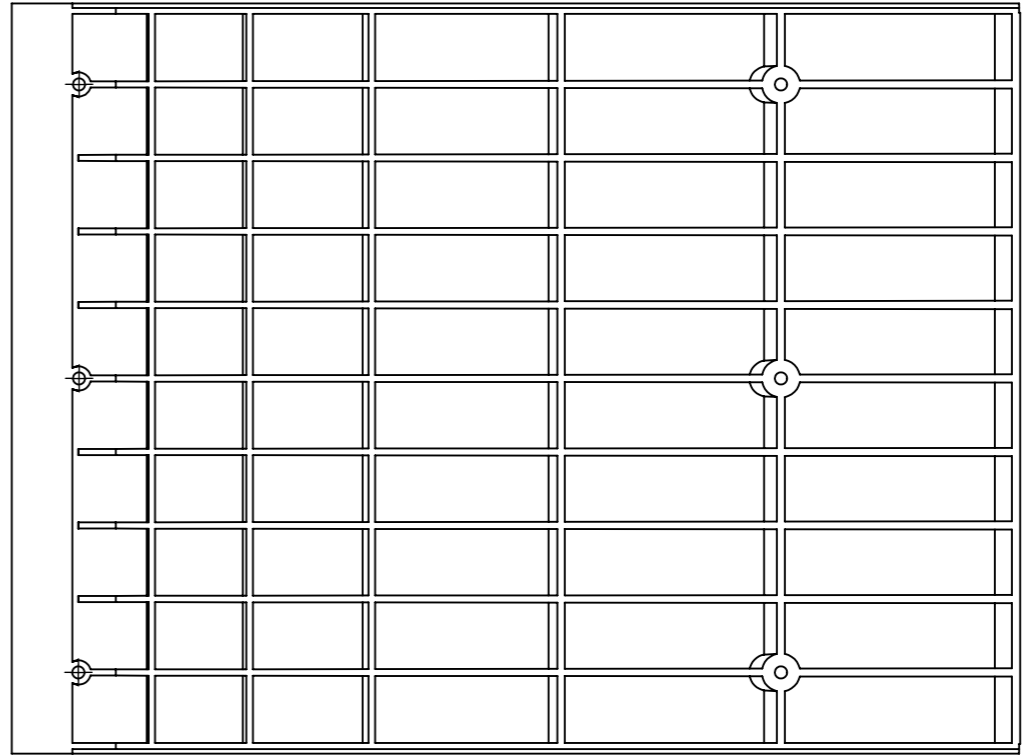
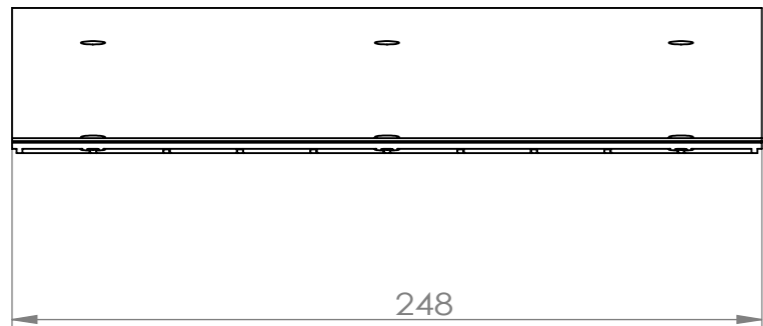

C

B

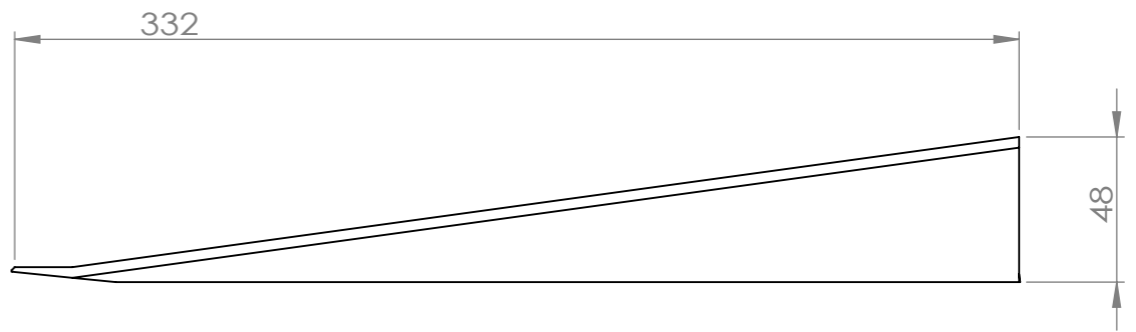
B

A

A



VIEW E
SCALE 1 : 2.5



UNLESS OTHERWISE SPECIFIED: DIMENSIONS ARE IN MILLIMETERS SURFACE FINISH: TOLERANCES: LINEAR: ANGULAR:				FINISH:		DEBURR AND BREAK SHARP EDGES		DO NOT SCALE DRAWING		REVISION	
				↑ E							
DRAWN		NAME		SIGNATURE		DATE		TITLE:			
CHK'D											
APPV'D											
MFG											
Q.A								MATERIAL:		DWG NO.	
										Slope50	
								WEIGHT:		SCALE:1:5	
										SHEET 1 OF 1	

STEP LINE

8

7

6

5

4

3

2

1